

**KITO ERIKKILA**

Max 1500 kg

**PROSYSTEM  
JIB CRANES**



# WELCOME TO A WORLD OF QUALITY AND INNOVATION

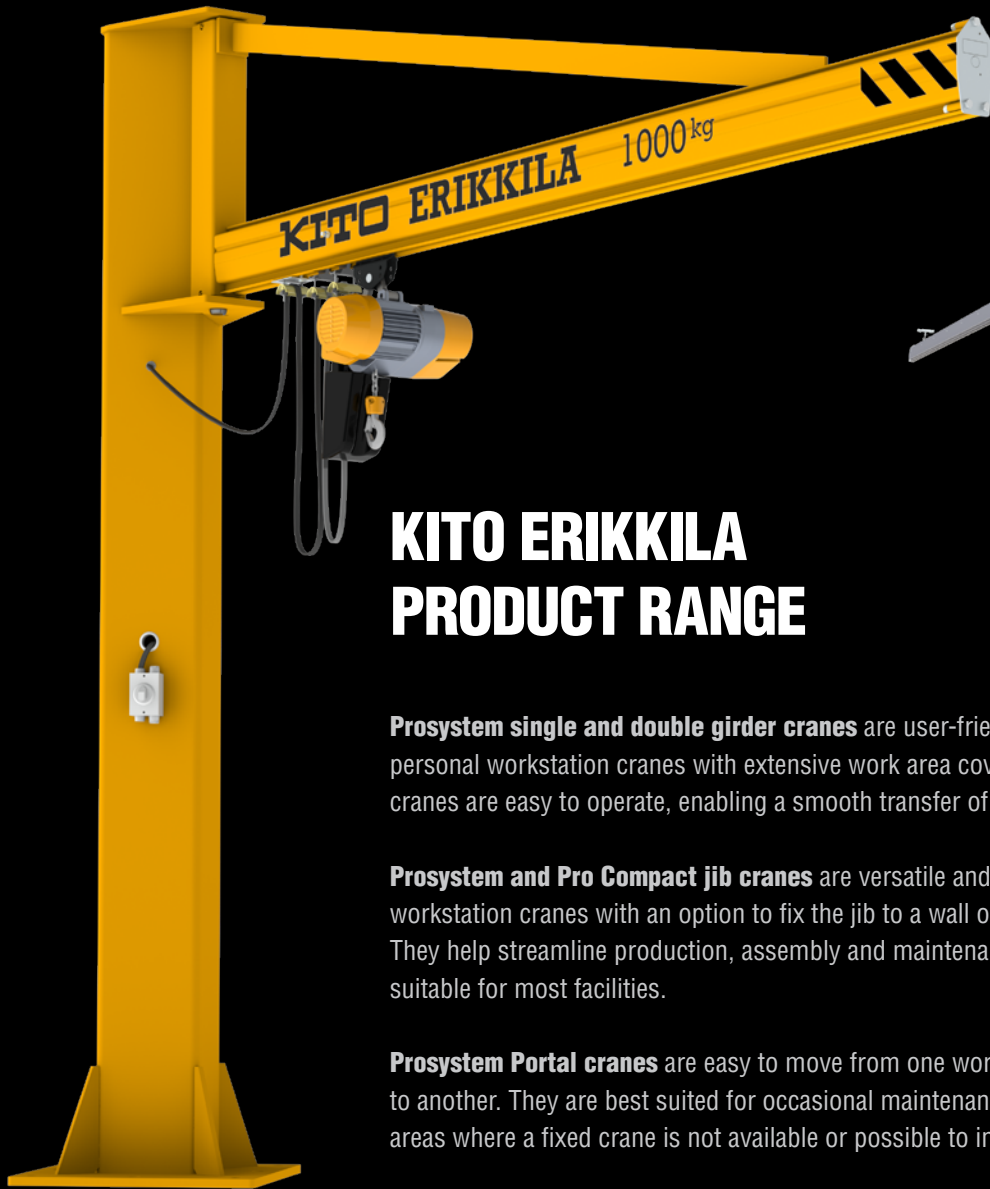
## KITO ERIKKILA PROSYSTEM JIB CRANES STAND FOR QUALITY, INNOVATION AND SAFETY

The history of KITO ERIKKILA dates back to 1912, when the company was founded in Vyborg, Finland. ERIKKILA got its first crane representation in 1933 and has concentrated solely on the lifting business since 1976 when it developed its' Prosystem light crane system.

KITO ERIKKILA was the first to develop a low headroom bridge construction and invent and patent an overload indicator for light crane systems. KITO ERIKKILA is part of the KITO Group.

KITO ERIKKILA's headquarters and production are in Finland. All light crane solutions, jib cranes, and portal cranes are manufactured in Finland using European-sourced raw materials. Stringent KITO Quality Standards guarantee the highest quality. More than 100 partners in 40 countries support customers all over the world.

KITO ERIKKILA's Prosystem jib cranes are designed to meet the varied and demanding requirements of workstations and production lines that need up to 1500 kg of lifting capacity.



Column Jib Crane (overbraced steel)

## KITO ERIKKILA PRODUCT RANGE

**Prosystem single and double girder cranes** are user-friendly personal workstation cranes with extensive work area coverage. The cranes are easy to operate, enabling a smooth transfer of loads.

**Prosystem and Pro Compact jib cranes** are versatile and durable workstation cranes with an option to fix the jib to a wall or floor. They help streamline production, assembly and maintenance and are suitable for most facilities.

**Prosystem Portal cranes** are easy to move from one workstation to another. They are best suited for occasional maintenance work in areas where a fixed crane is not available or possible to install.



Double Girder Crane  
(aluminium bridge & steel track)



Double Girder Portal crane

# EFFICIENT AND PRECISE MATERIAL HANDLING

The Prosystem Jib Cranes have a maximum lifting capacity of 1 500 kg and can be wall or floor mounted. Jib cranes complement overhead cranes and monorails and help maximise floor space. They are versatile, durable and have a long service life. A Jib crane is easy to install, maintain and, if necessary, move.

The trolley is either manually operated or equipped with electrical movements. The crane can be equipped with a flat cable power supply or internal conductor rail (aluminium profiles 4/180 and 5/220 and steel profiles S200 and S260). The jib can be fitted with a slewing limiter to prevent the jib from turning outside the desired working area.

## HIGH-QUALITY STEEL AND ALUMINIUM PROFILES

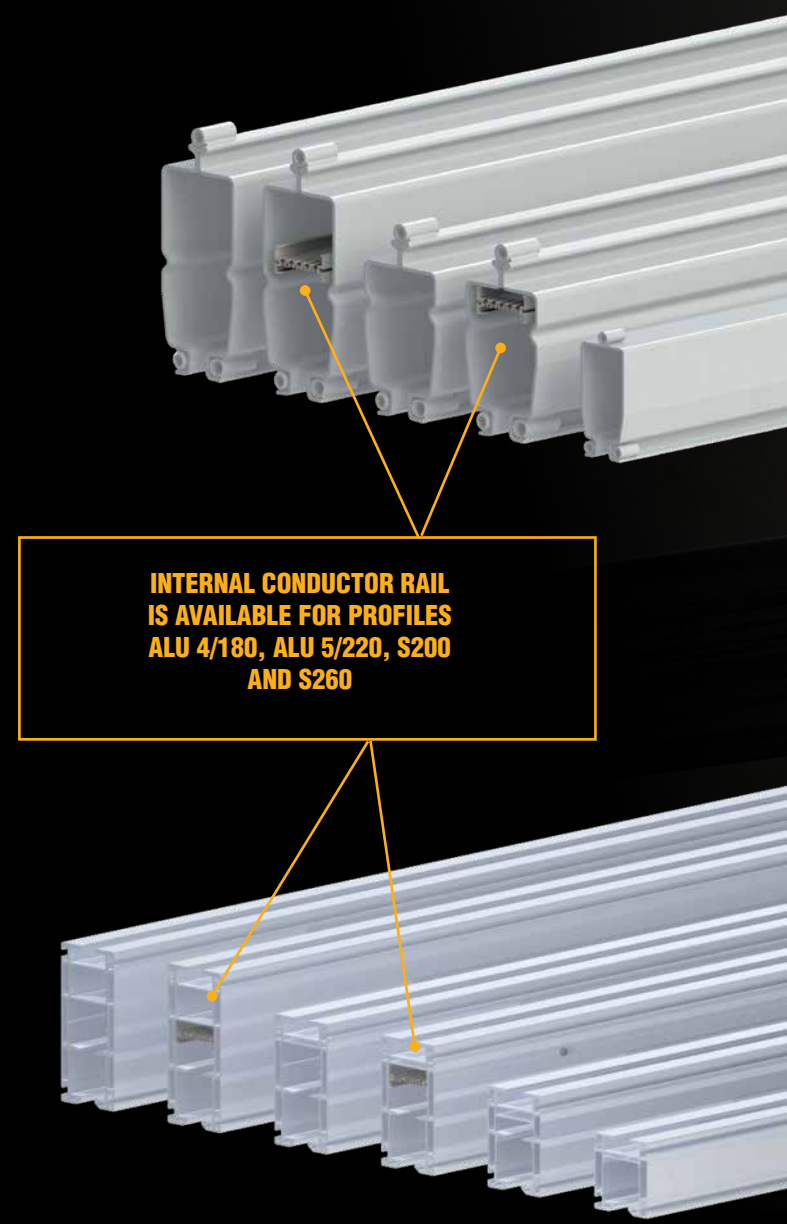
**The steel profiles** are available in three sizes and are high-tensile steel, which allows for higher stresses and loads. The weight/load capacity ratio of the profiles is world-class.

**The aluminium profiles** are available in four sizes and are made of high-quality anodised aluminium.

## TROLLEYS

Designed for steel and aluminium profiles, the trolleys are quiet, have minimal rolling resistance and are easy and light to move.

For heavier loads a bogie girder is used.



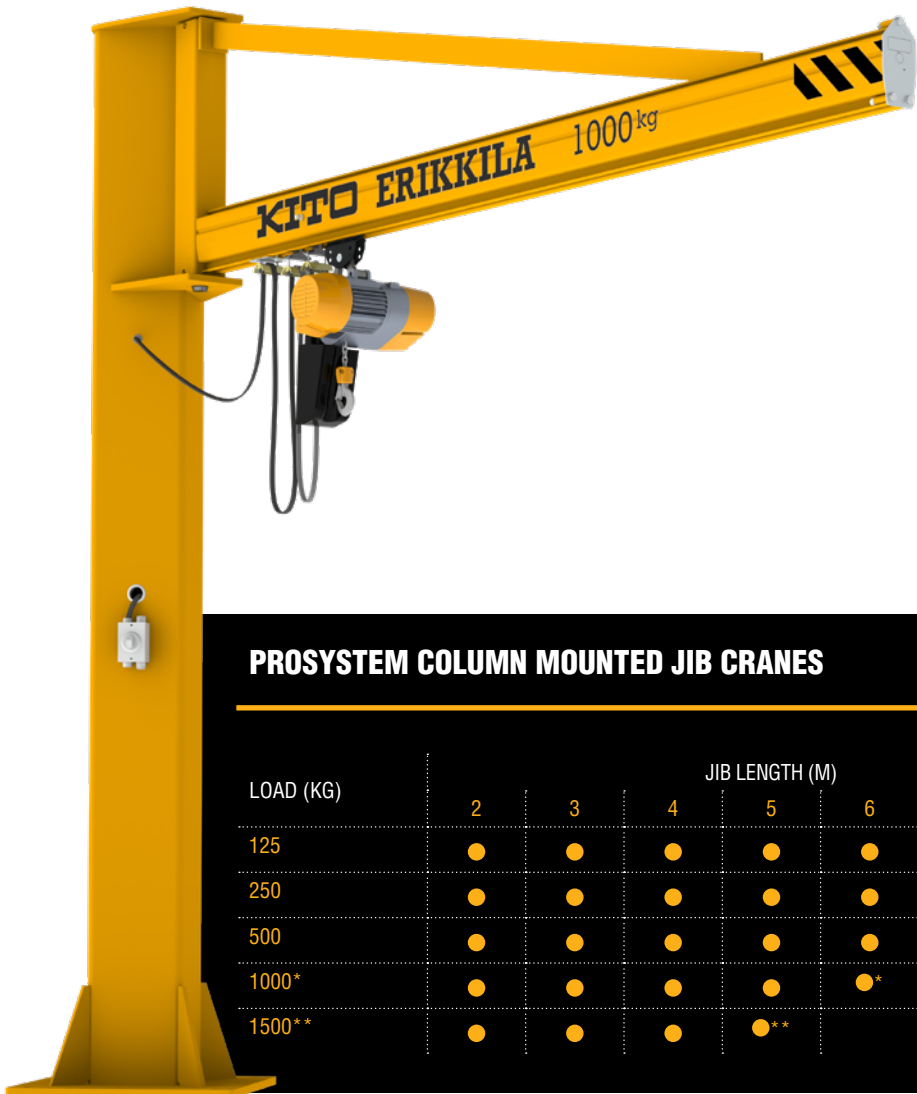
**INTERNAL CONDUCTOR RAIL IS AVAILABLE FOR PROFILES ALU 4/180, ALU 5/220, S200 AND S260**





11  
498  
7038

# PROSYSTEM COLUMN MOUNTED JIB CRANES



## PROSYSTEM COLUMN MOUNTED JIB CRANES

LOAD (KG)	JIB LENGTH (M)						
	2	3	4	5	6	7	8
125	●	●	●	●	●	●	●
250	●	●	●	●	●	●	●
500	●	●	●	●	●	●	●
1000*	●	●	●	●	●*		
1500**	●	●	●	●**			

Max Jib height 5,0 m, \*Max Jib height 4,0 m, \*\*Max Jib height 3,5 m

## STABLE AND EASY TO OPERATE

- The height of the column is determined by the required lifting height.
- High-quality bearings ensure easy and stable use.
- The base plate of the jib crane can be fixed to the concrete floor with anchor bolts or chemical anchors.
- Can be used with electric or manual chain hoists and various lifting devices.





ERIKKILA

500 kg

TRUMPF  
LoadMaster

# PROSYSTEM WALL MOUNTED JIB CRANES



## ADAPTS TO DIFFERENT PRODUCTION NEEDS

- The wall mounted jib crane is the perfect solution for a workstation close to a wall or other vertical element.
- It can be installed under an overhead crane at the desired height.
- Wide reach and turning angle.
- Can be used with electric or manual chain hoists and various lifting devices.

## PROSYSTEM WALL MOUNTED JIB CRANES

LOAD (KG)	JIB LENGTH (M)						
	2	3	4	5	6	7	8
125	●	●	●	●	●	●	●
250	●	●	●	●	●	●	●
500	●	●	●	●	●	●	●
1000	●	●	●	●	●		
1500	●	●	●	●			






500 kg

ERIKKILA®

# PRO COMPACT JIB CRANES FOR LOW HEADROOM APPLICATIONS

## EFFICIENT AND SAFE LOAD HANDLING

- Optimum solution when available height is limited.
- Improves workstation ergonomics and productivity.
- Can be used with electric or manual chain hoists and various lifting devices.
- Easy and fast to install.



**EASY TO  
INSTALL**

### STEEL PRO COMPACT JIB CRANES

LIFTING CAPACITY	30–250 kg
JIB LENGTH	Max. 5 m
COLUMN HEIGHT	Max. 3.5 m

### ALUMINIUM PRO COMPACT JIB CRANES

LIFTING CAPACITY	30–125 kg
JIB LENGTH	Max. 5 m
COLUMN HEIGHT	Max. 3.5 m





## SUSTAINABILITY

One of our top priorities is to, together with our customers and partners, make lifting and material flow more sustainable. We are constantly working to minimise the waste of resources, energy, and time, both in our factory and in our products.

Our expertise and innovative solutions are the keys to a sustainable business, and we emphasise quality, safety, and sustainability in everything we do.



**KITO ERIKKILA**

**ERIKKILA OY**

**Masalantie 225**

**02430 Masala, Finland**

**Tel. +358 9 2219 0530**

**sales@erikkila.com**

**WWW.ERIKKILA.COM**

© 2022 ERIKKILA OY

ERIKKILA OY varaa oikeuden koska tahansa muuttaa tuotteita tai niiden yksityiskohtia tai lopettaa tuotteiden myynnin.